



Thank you very much for using our YAMATO overseas relocation support service.
Customs declaration must be made for customs clearance.
Please follow the following steps when you arrive at the airport.

Important After arriving at Japan

STEP 1 Write down **2 Customs declaration sheets** before entry into Japan.

- * Please get the stamp of immigration from the immigration inspector.
- * Please do not pass through the automatic gate.

STEP 2 Hand in the **2 completed sheets** to the customs officer and get the stamps.

- * Customs officer may tell you to keep the returned customs declaration sheet by yourself, but you must present the form at YAMATO counter at the arrival lobby.

STEP 3 Hand over **the returned sheet** with customs stamp to the Yamato counter at arrival airport.

If you are not able to hand over the sheet

- If there is no YAMATO counter at arrival airport..
- If you forget to present sheet to YAMATO counter..
- If YAMATO counter is out of service.

DOC

- ① Customs declaration sheet original • stamped
- ② Copies of passport the page with photograph and the page with sticker posted by Japan Immigration officer or Re-entry permit stamp to Japan)
- ③ Either a copy of visa or a copy of Resident card

* ③ is necessary to prove your stay in Japan.

MAIL

YAMATO TRANSPORT CO., LTD.
Overseas Relocation Operation Branch | Air Section
Unaccompanied baggage staff
IACT Narita Logistics Center, 2nd F. 114-7 Aza-Imorito, Iwayama, Shibayama-machi,
Sanbu-gun, Chiba 289-1608

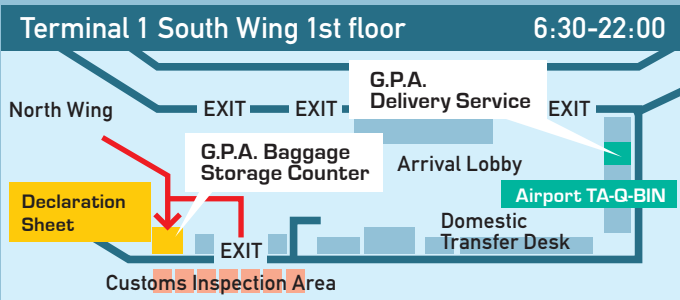
Because the sheet can't be issued again,
please write down 簡易書留 (速達) on the envelope when you mail it.

Information about YAMATO counter

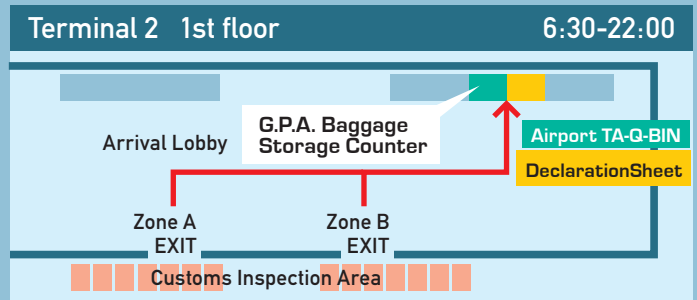
Please hand over the declaration sheet with customs stamp to the YAMATO counter at the arrival airport.

Please be careful that the business hours of the counters, and the placements of declaration sheets and Airport TA-Q-Bin counters differ in each airport. Business hours may be changed without prior notice. For details, please see the homepage of each consignment counter.

Narita INT'L Airport

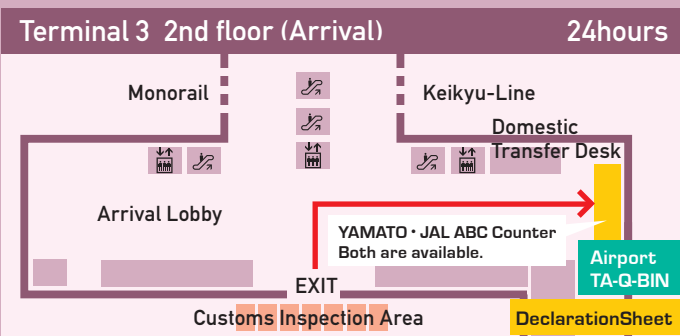


Consignment Counter : G.P.A. Baggage Storage Counter

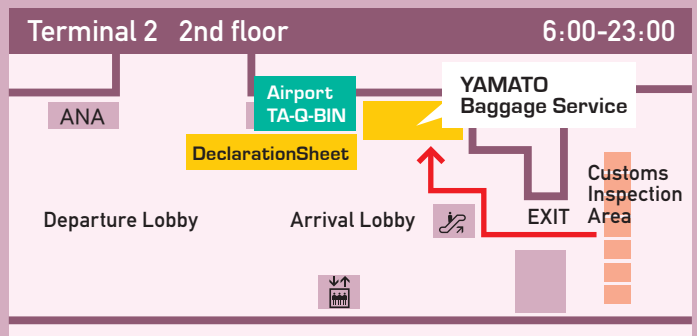


* Terminal 1 North Wing and Terminal 3 does not have G.P.A. Baggage Storage Counter. Please come to the counter on the 1st floor of Terminal 1 South Wing.

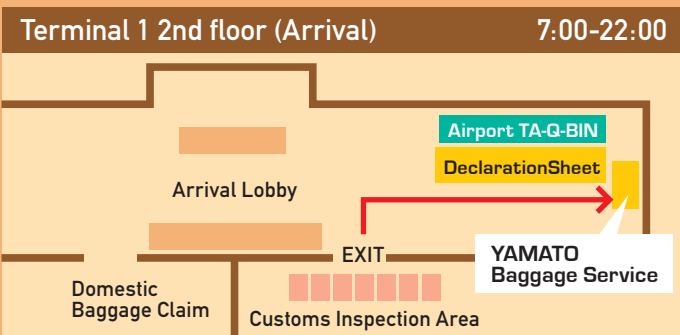
Tokyo INT'L (Haneda) Airport YAMATO · JAL ABC



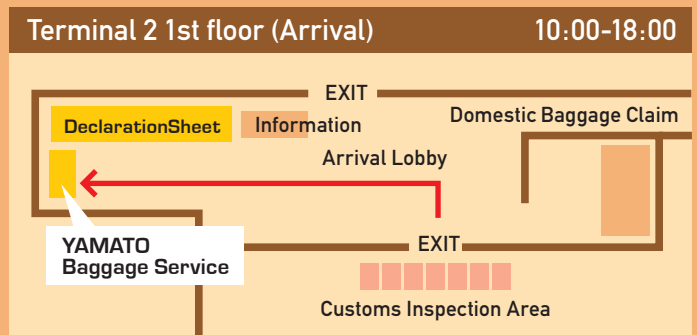
YAMATO



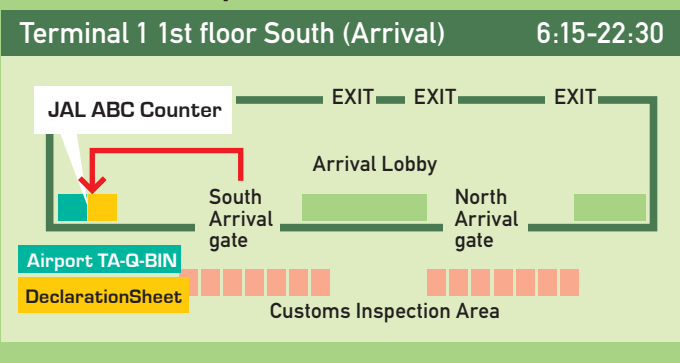
Centrair INT'L Airport



YAMATO

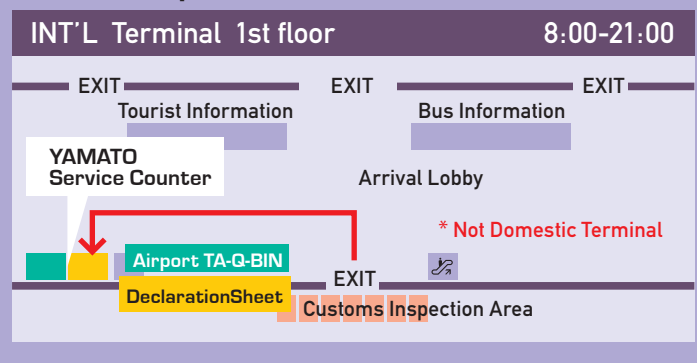


Kansai INT'L Airport



JAL ABC

Fukuoka Airport



YAMATO

If you have any questions,
please contact us

For the customers of overseas removal
/ Unaccompanied Kokusai TA-Q-BIN (SEA) (9:00 ~ 17:00)

0120-804-814

For The customers of Unaccompanied Kokusai TA-Q-BIN (AIR)
(9:00 ~ 17:00)

0120-801-062

